



What to Expect During Move-in and Orientation

Family Friday Webinar Series 2023

Welcome Back!

In case you missed last week or want to watch again, you can view the recordings on our website:

tinyurl.com/emoryfamilyfriday



Sherry Ebrahimi
Director, Conference Services and Housing Administration



Shari Obrentz
Associate Dean, Emory College of Arts & Sciences

A screenshot of the Emory College of Arts and Sciences New Student Programs website. The header includes the Emory logo and navigation links like 'Home', 'Families', and 'Family Friday Webinars'. A large photo shows a group of students sitting on steps outdoors. Below the photo, the text reads 'FAMILY FRIDAY WEBINARS' and '2023 SUMMER FAMILY FRIDAY SERIES WILL BEGIN ON JUNE 2'. A sidebar on the right lists 'FAMILIES' with links to 'WELCOME FAMILIES', 'UPDATES AND MESSAGES', 'FAMILY FRIDAY WEBINARS', and 'SUMMER SEND OFFS'. A large blue arrow points from the text on the left towards this screenshot. At the bottom of the screenshot, there is a paragraph about the webinars and a link to join them.

EMORY | COLLEGE OF ARTS AND SCIENCES
New Student Programs

Home / Families / Family Friday Webinars

EMORY RESOURCES EMORY HOUSING OUR HOME

ABOUT NSP - FIRST-YEAR - TRANSFER - OXFORD FAMILIES -

FAMILIES

- WELCOME FAMILIES
- UPDATES AND MESSAGES
- FAMILY FRIDAY WEBINARS
- SUMMER SEND OFFS

FAMILY FRIDAY WEBINARS

2023 SUMMER FAMILY FRIDAY SERIES WILL BEGIN ON JUNE 2

During the summer, New Student Programs and the Office of Parent and Family Programs will host individual webinars designed for families of incoming students. Each webinar has a distinct topic area and features campus administrators to answer any questions you may have.

All Family Friday webinars will take place on [Zoom using this link](#). You can find the individual topics to join each session below.

Meet Today's Presenters



Rebecca Watson
Associate Director of Housing
Administration



Jim Klein
Director, Mail Services



Jill Camper
Director, Orientation



Agenda

- Before You Arrive
- Move-In Day
- Orientation Week
- Staying Connected



Move-In Dates

**Move-In #1:
Monday, August 14**

For Pre-Orientation
participants only

**Move-In #2:
Saturday, August 19**

For all remaining first-
year students

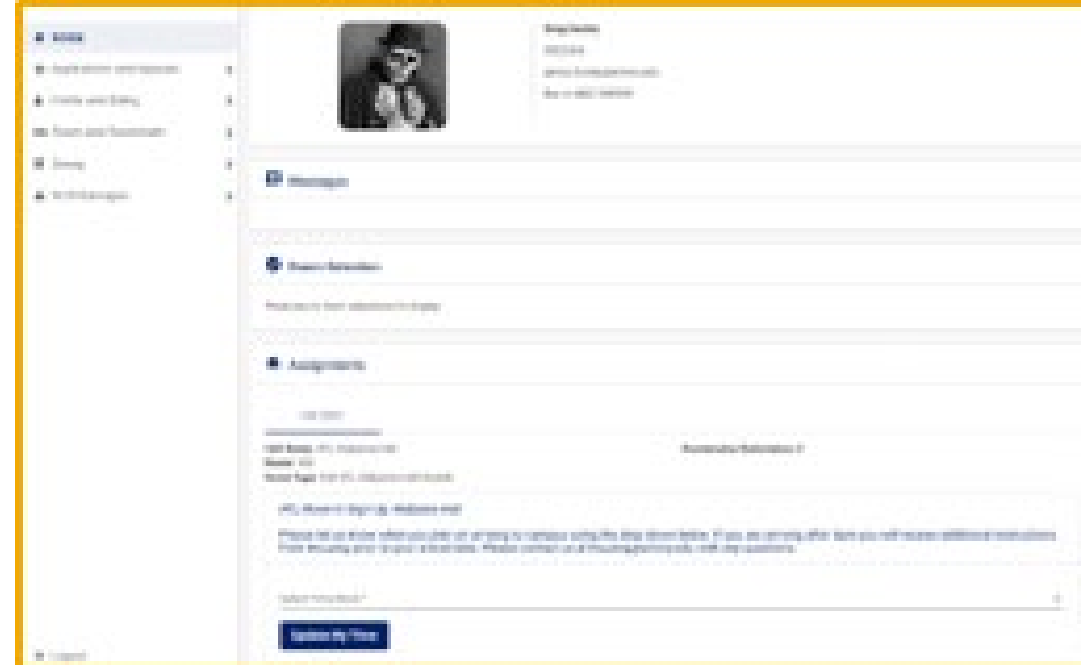
Notes:

- Early arrivals are by request via MyHousing portal
- All students must select a move-in time slot

Before You Arrive



Understanding Your Space



- Use the MyHousing portal to find housing assignment and roommate information
- Check the residence hall websites for pictures of spaces
- Communicate with roommate about what to pack



Pre-Arrival To-Do List

- ✓ **Sign up for a Move-in time slot via MyHousing portal**
 - Move-in will be from 8-11 AM both days
- ✓ **Pack!**
 - Review Housing website and plan with roommate(s)
- ✓ **Send packages after August 1** (if applicable)
- ✓ **Review Emory Welcome App**

Mail and Packages

Shipping

Packages should **not** arrive before August 1.


Pick-Up

Packages can be picked up August 14 through August 21 from PODs across campus.

Pick up locations can be found on the Emory Welcome App.

Mail and Packages

- All mail and packages should be addressed to:

Sender Name 1234 Apple Street Anytown , GA 12345	
Student Name Emory - MSC ##### 1762 Clifton Road Atlanta, GA 30322	

- You can find your Mail Stop Code (MSC) box address in
OPUS > Personal Information > Addresses or in your MyHousing portal

Questions? Visit mailservices.emory.edu, call 470-580-8060, or email eumail@emory.edu

Helpful Services

Storage Squad: Have your packages shipped to Storage Squad and your items placed in your room *before* you arrive on campus.

Visit storagesquad.com for more info!

Deadline to order is August 1.

Easy Delivery to your residence hall!

With Ship-To-School, we will deliver your items and have them waiting for you in your residence hall when you arrive!



Helpful Services

Microfridges: Collegiate Concepts provides Emory-approved MicroFridges. They are the only way to have a microwave in an Emory residence hall room.

Other services can be found at:
<https://tinyurl.com/EmoryVendorsRHA>



What would it cost to replace your belongings?



Protect your property from theft, fire, smoke, water damage and more with College Renters Insurance from



Affordable coverage as low as \$11/month for your belongings including electronics.

Visit gradguard.com/renters to learn more!



Move-In



Move-In Process

1

Turman

ROOM NO.

LAST NAME

PHONE NUMBER

Turman

ROOM NO.

LAST NAME

PHONE NUMBER

Before you leave home:

- Print your Emory move-in placard (in Emory Welcome app)
- Label all of your belongings.
- Double check your move-in timeslot in MyHousing Portal
- Review Move-in info in Emory Welcome App.



Emory Welcome App

Arrive on campus: Use the provided address in the Emory Welcome app to route to the unloading area of your residence hall. Display placard on windshield. Pull up your vehicle and volunteers will help unload your belongings.



Check-in: Volunteers will direct you to a check-in table where incoming students will need to show a photo ID. You will receive your EmoryCard and key at check-in.

NOTE: Move-in process will look different for those not moving in on August 14 or August 19

Move-In Process (Continued)



4

Relocate your vehicle:

After you unload and check in, we ask that you relocate your vehicle to Peavine Parking Deck at 29 Eagle Row.

Pick up packages (if appl.):

Pick up pre-shipped packages from your POD location (see Emory Welcome app for info).



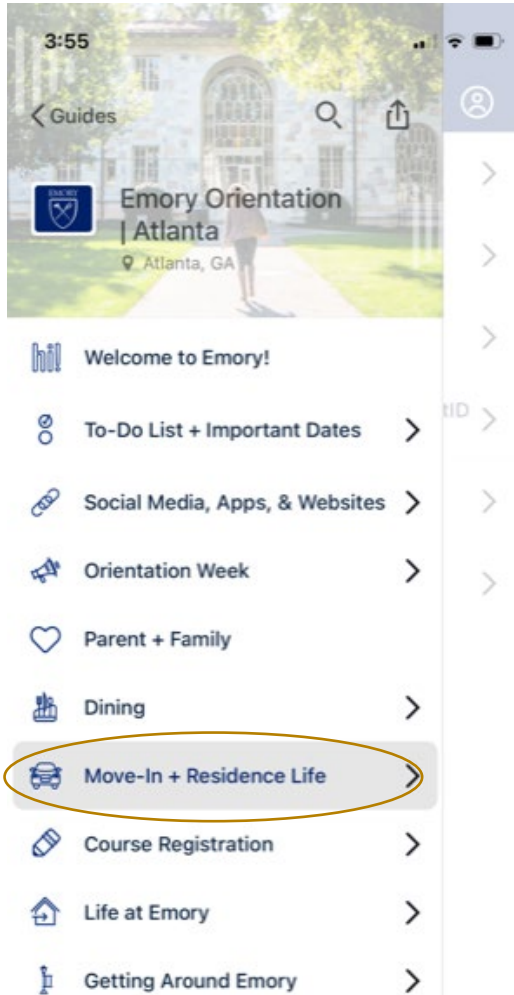
5

Get settled & enjoy Orientation: Unpack, cool off, and grab a bite to eat. Attend Orientation events that are all designed to welcome you to the Emory community and acclimate you to campus.

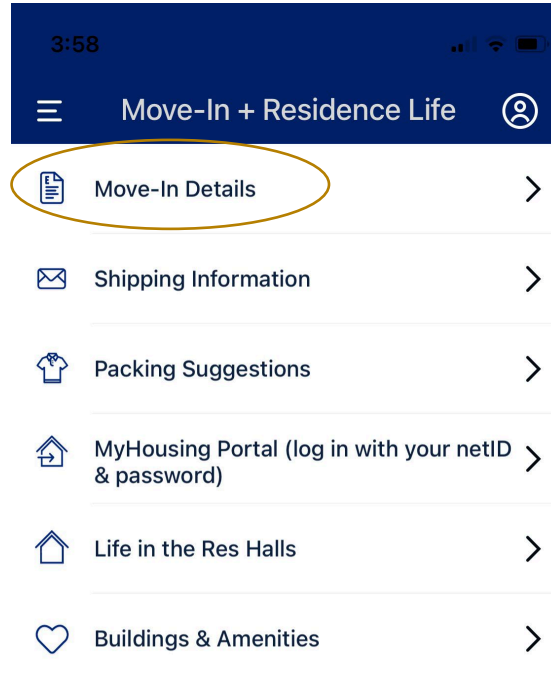


6

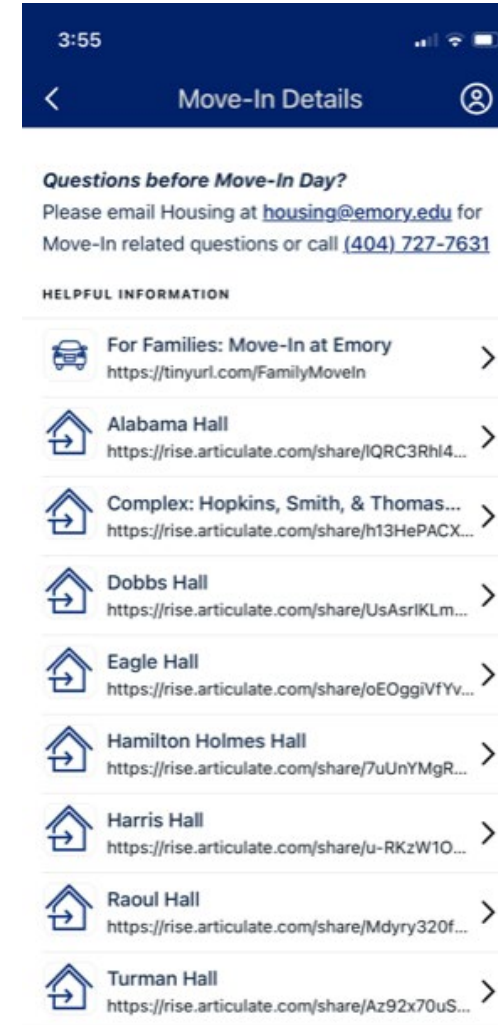
Emory Welcome App



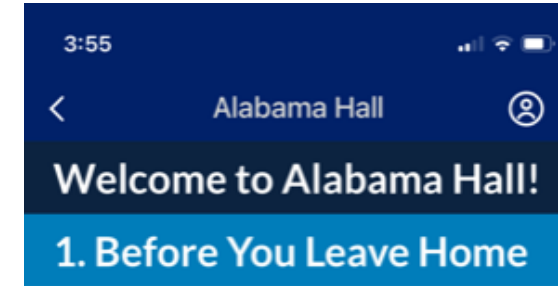
1



2



3



1. **Print Alabama's placard** and place on your windshield to ease volunteers who will help you get to the right place. *Placards will be available in August for download.*
2. Make sure you **write your full name, res hall, and room number** on your luggage/boxes in case you get separated from them.
3. **Confirm your Move-In Timeslot** within the [MyHousing Portal](#).
4. **Don't forget to bring water bottles, sunscreen, and any preferred protection from the heat & sun.** Atlanta weather can be hot and unpredictable!

4



Move-In FAQs

- Should I bring a fridge?
- Can I use bed risers?/can I loft?
- What size linens do I need?
- What should I do if we have multiple cars on Move-in Day?
- Where can I go shopping nearby for items I forgot or didn't bring?
- Where can I eat on or around campus?
- Where is the Emory Bookstore and when is it open?

Other Questions? Ask them in the Q&A!



Orientation Week

Atlanta Campus



Move-In Day Programming

MONDAY, AUG 14: PRE-ORIENTATION MOVE-IN

8am-3pm: Get settled in, go shopping, Resource Fair, Campus Tours, Lunch, visit bookstore, etc.

3-4pm: Student Sendoff (families + students)

4-5pm: Pre-O Welcome (families + students)

5-6:30pm: Parent/Family Farewell + Reception (families only)

5-9:30pm: Program Specific Welcome, Dinner, and Social (students only)

SATURDAY, AUG 19: MOVE-IN

8am-3pm: Get settled in, go shopping, Emory EXPO, Campus Tours, visit bookstore, etc.

3-4pm: Convocation

4-5pm: Break + "Goodbye for Now"

5-7pm: Res Hall Floor Meeting (students only)

5-6pm: Just for Families (families only)

6-7:30pm: Family Farewell Reception (families only)

7-9pm: Taste of Atlanta (students only)

Orientation Week Highlights

*Full schedule available on app

Sunday

- Orientation Leader Groups begin
- OL Student Showcase
- First Songfest Practice
- Rec the Night and Pep Rally



Tuesday

- Federal Work Study Fair
- Emory Farmer's Market
- Add/Drop/Swap Opens
- Spiritual and Religious Life Fair
- A Conversation w/Your Deans
- Cookout on the Quad



Monday

- Emory Gate Crossing + Coke Toast
- Class Photo
- Academic Department Meet and Greet
- Explore Career Communities



Wednesday

- First Day of Classes
- Welcome Back Block Party
- Open Houses
- Wonderful Wednesday



Helping Your Student “Adult”

■ Messages to reinforce

- Attend Orientation events, especially required ones
- Be aware of To-Do List dates and start managing your calendar
- Take care of yourself!
- Transition takes time

■ Questions to ask

- What are you excited about?
- What are you nervous about?
- How often should you check in with your family?
- What if you need help? Who should you ask?



Coming Up Next...

**The Pathways
Center
August 4**

**Open Hours
with
Sherry & Shari
August 1**

The recording will be available on our website:
college.emory.edu/orientation